SOLVE FOR X.

Ecommerce Put Walls – Turn Time is Key to Flow

Presented by:

Art Eldred, Client Executive - Systems

Jeff Lammert, Client Executive - Engineering

PROMAT 2017
McCormick Place | Chicago
April 3-6, 2017
promatshow.com
powered by MHI

VARGO COMPANIES

© 2017 MHI® Copyright claimed for audiovisual works and sound recordings of seminar sessions. All rights reserved.

Agenda

- What is a Put-Wall?
- Explore Several Concepts – Crawl, Walk, Run
- Ergonomics of Packing
- WES vs WMS Waving
- Keys to Achieving Flow

PROMAT 2017
McCormick Place | Chicago
April 3-6, 2017
promatshow.com
powered by MHI

Put-Wall Flows

Product Flow

- Batch Pick
- Sort to Wall
- Order Match To Cubby
- Pack
- Ship

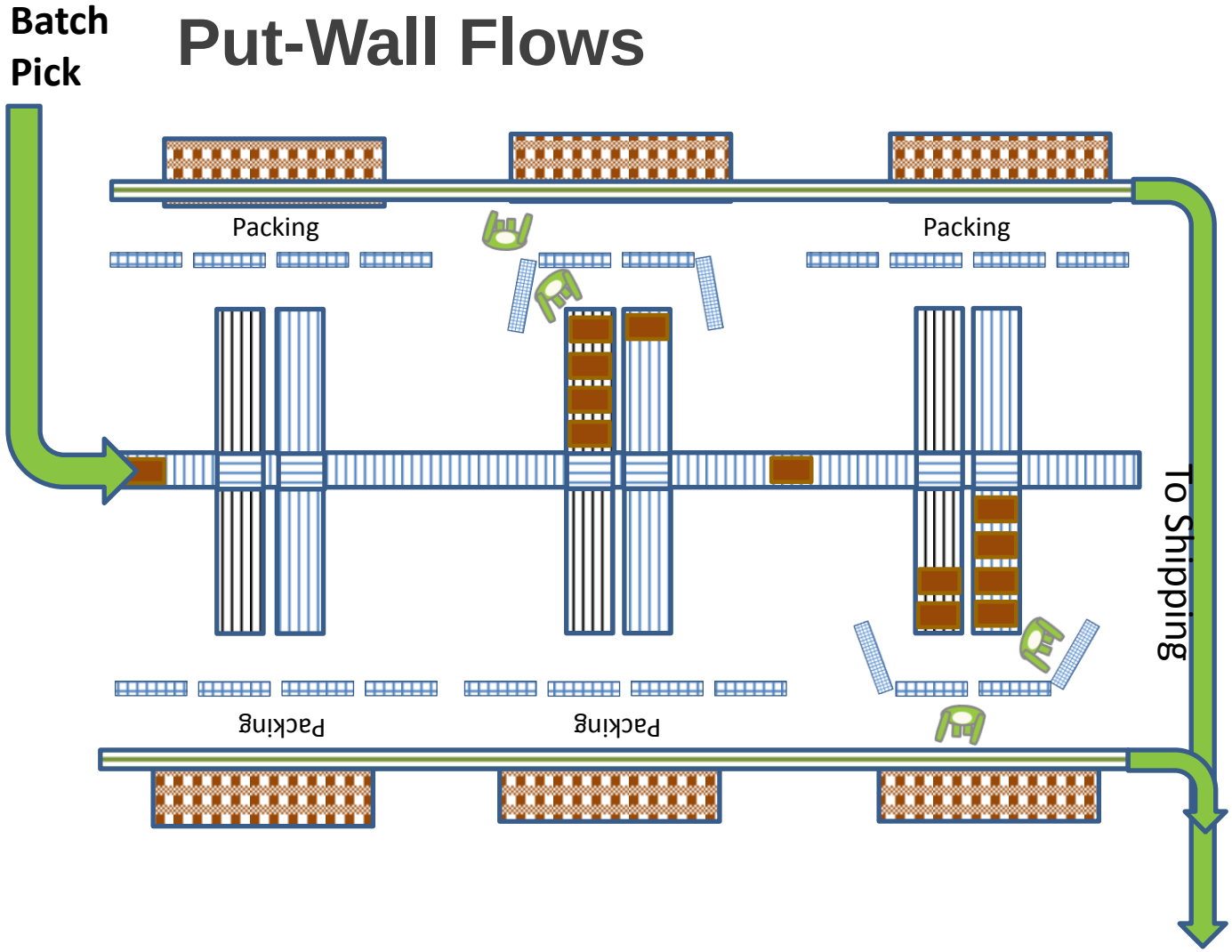

Traditional Batch Allocations 25%, 50%, 75% of Batch

BATCH 201

By-Pass

BATCH 209



Batch 201 Batch 190 Batch 209



Benefits of Put Walls

- Batching – To increase Pick Density (Reduce Walk)
- De-Couples Processes – Set-up, Picking, Packing
- Final Order Accuracy – Scan and Typically Light Driven

Crawl – Simplest form of a put wall

Crawl – Low Volume
No Conveyance

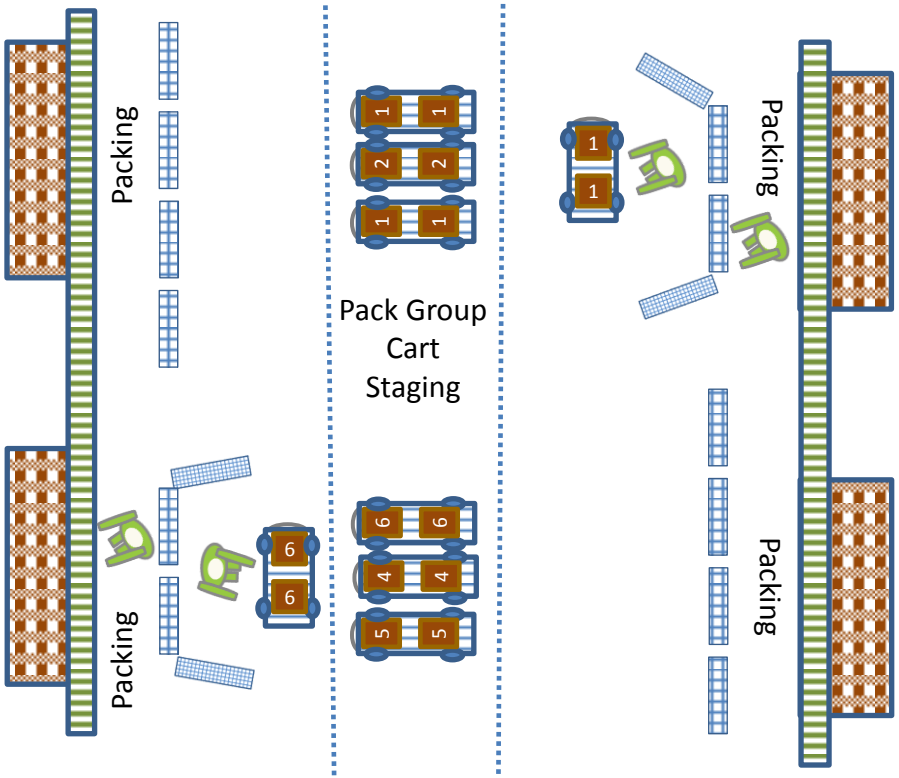

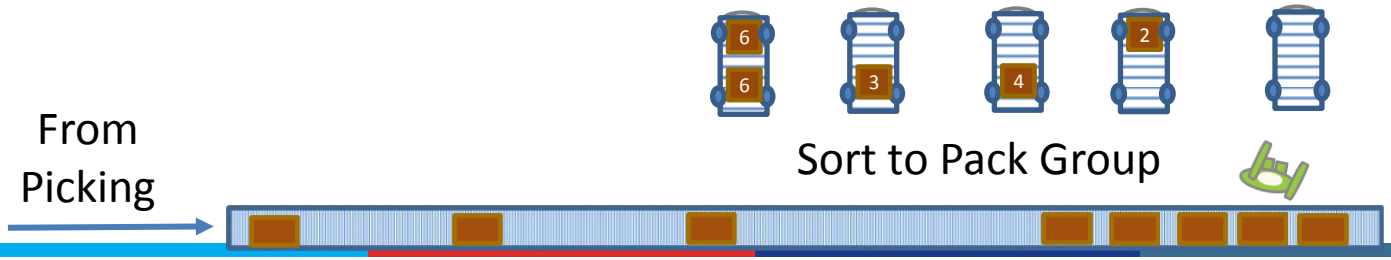

Crawl Low Volume – No Conveyance



Walk Medium Volume – Sort Conveyor Lines

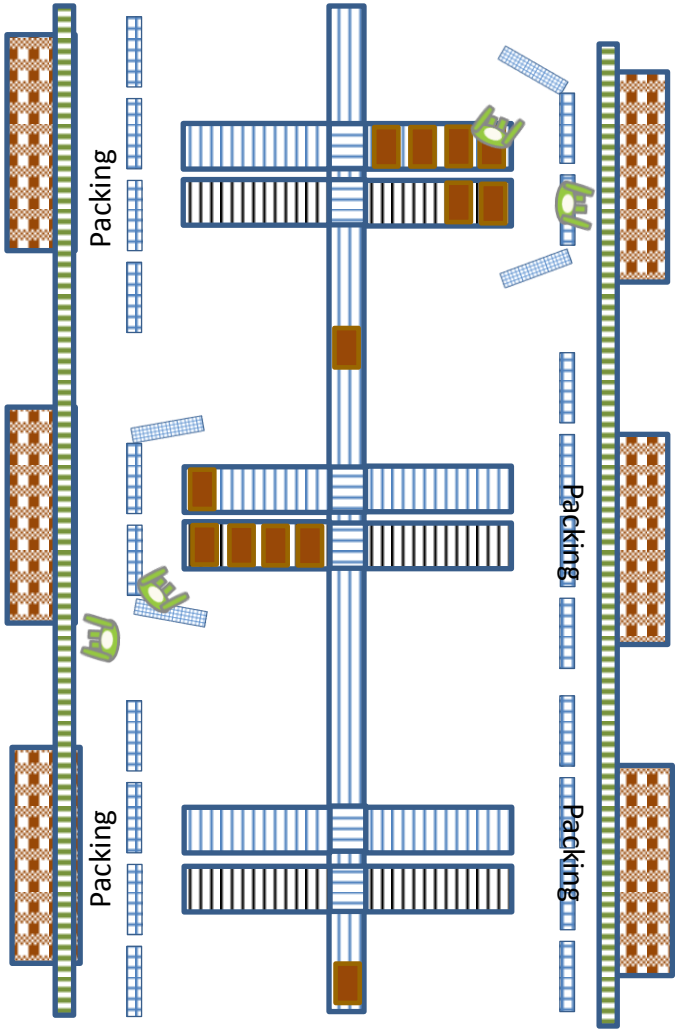

Walk Medium Volume – Sort Conveyor Lines



Walk Medium Volume – Retrofit w/Work Platform

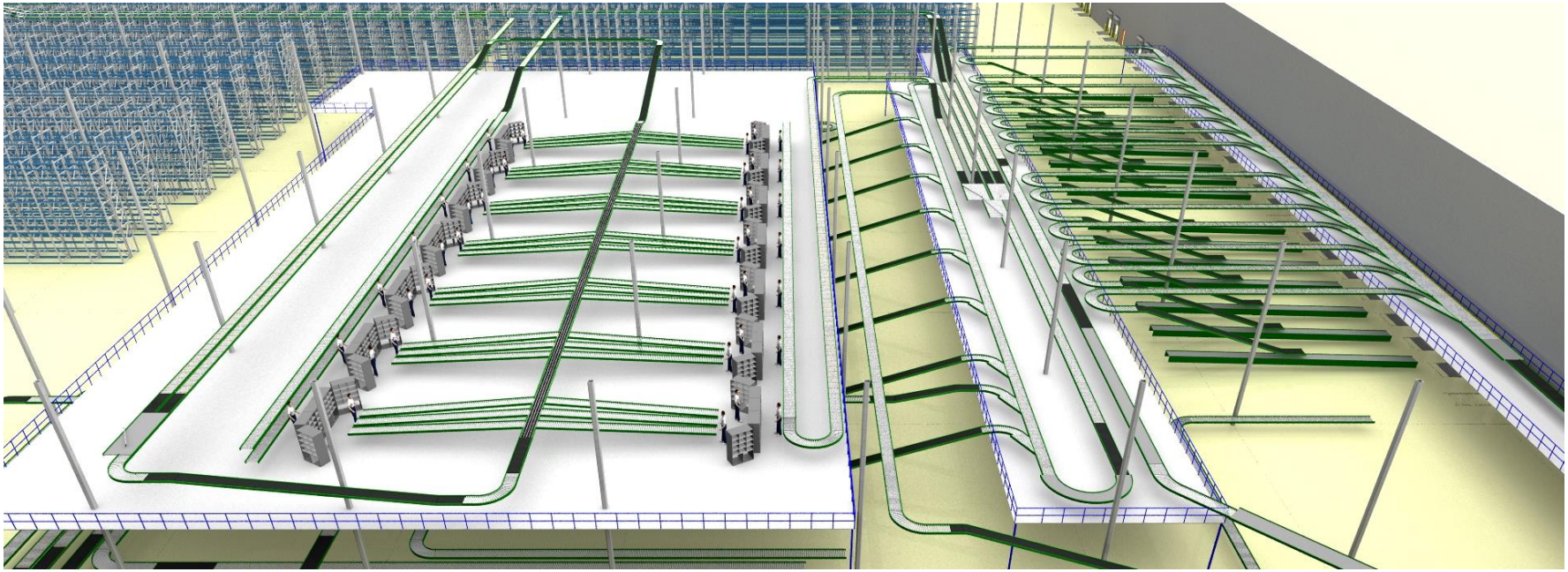

Run High Volume – Sort Conveyor Lines



Run – Automated Large Wave Size

Run – High Volume, Waveless

Run – High Volume, Waveless







Problem Resolution/Exception Handling

The Long Term Parking Lot

Packing with Put Walls

Push Thru Packing

4 Piece Order

5 Turns

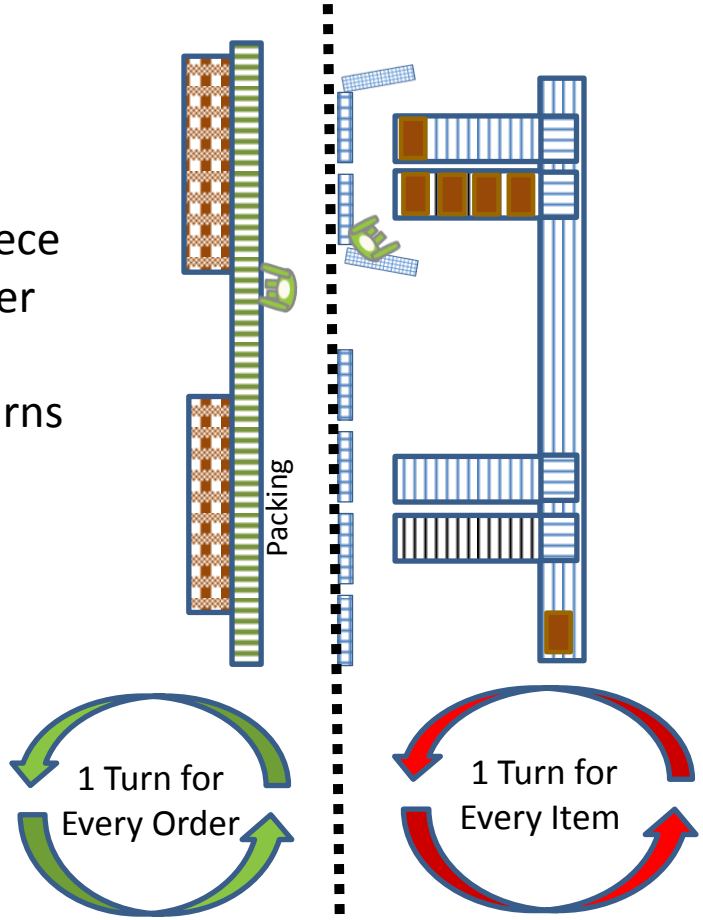

Packing Cart

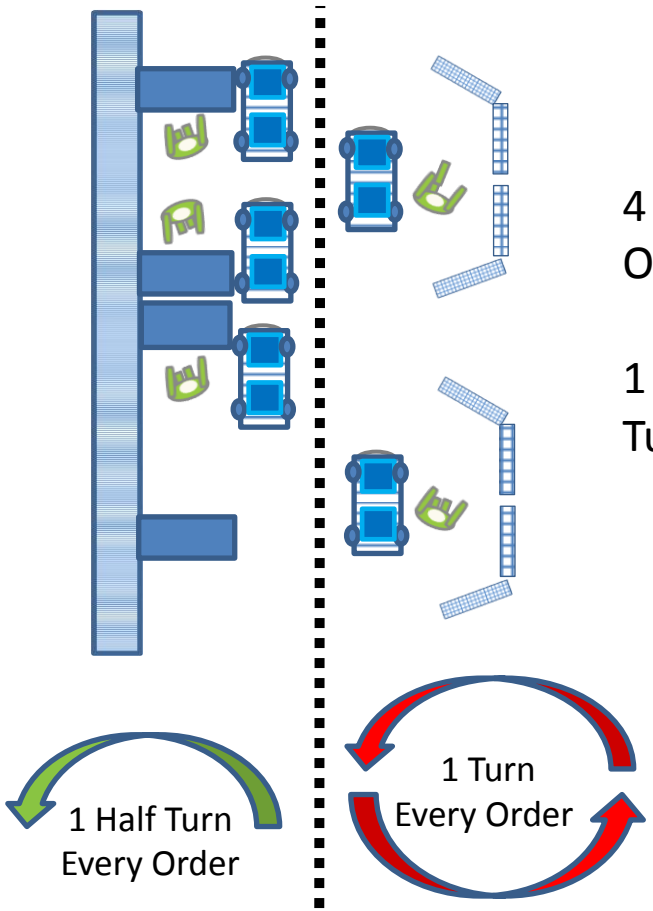

4 Piece Order

1 1/2 Turns

Packing



SOLVE FOR X.

PROMAT 2017
McCormick Place | Chicago
April 3-6, 2017
promatshow.com
powered by MHI

MHI
THE INDUSTRY THAT MAKES SUPPLY CHAINS WORK®

Remote Packing



Keys to Achieving Flow

- Turn those cubbies!!
- Synchronize and Sequence
  - Work events from picking to order consolidation
- Inventory Accuracy
- Picking Accuracy
  - Training, Systemically open/close of totes, Pick and Place items in totes, 1 tote at a time most ideal
- Exception Handling
  - Define your Chase Processes and Overstaff during PEAK needs of flow, i.e. Shipping cut-off windows
  - Longer Term “Parking Lots”
- Smaller Batches Turn Faster but Decrease Pick Productivity

SOLVE FOR X.

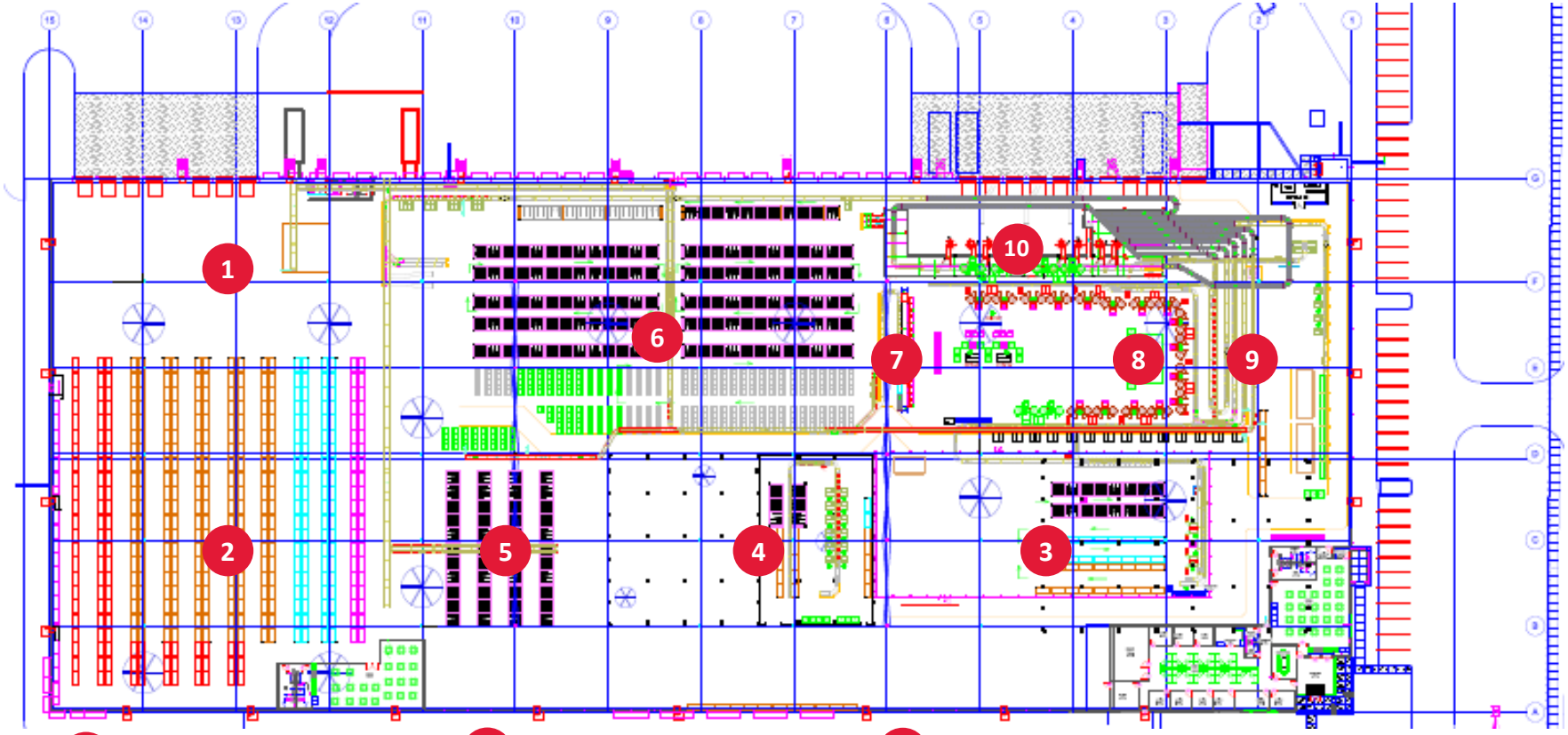

1 Receiving

2 Reserve storage

3 DEA cage

4 DEA vault

5 Target pick area

6 Forward pick area

7 Tote consolidation

8 Matching

9 Fill-n-seal

10 Shipping

SOLVE FOR X.

6 Pick Area

7 Tote Consolidation

8 Matching Setup

8 Order Matching

SOLVE FOR X.

PROMAT 2017
McCormick Place | Chicago
April 3-6, 2017
promatshow.com
powered by MHI

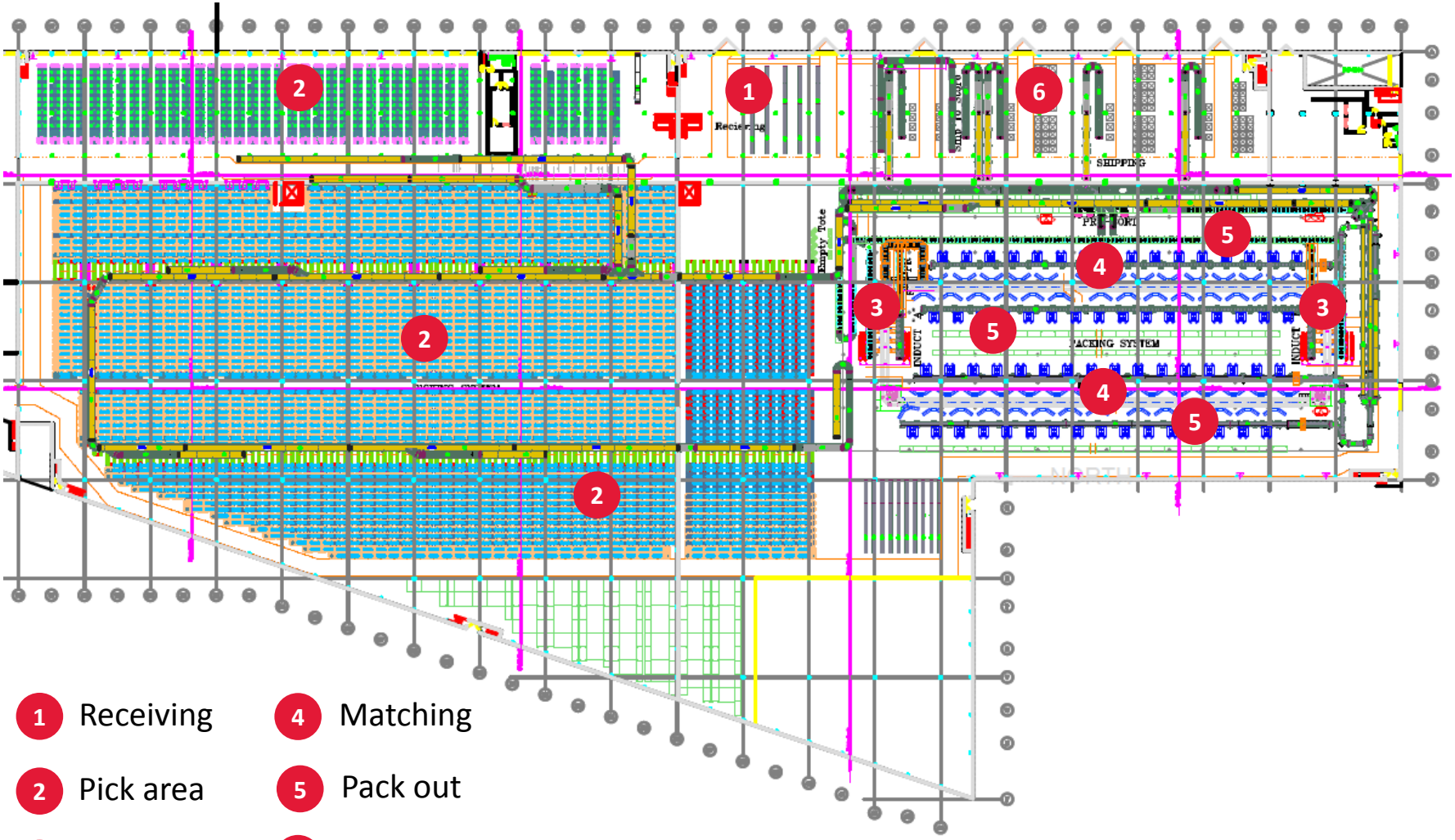

1 Receiving

2 Pick area

3 Induction

4 Matching

5 Pack out

6 Shipping

MHI
THE INDUSTRY THAT MAKES SUPPLY CHAINS WORK®

SOLVE FOR X.

PROMAT 2017
McCormick Place | Chicago
April 3-6, 2017
promatshow.com
powered by MHI

2 Pick Area

3 Induction

4 Matching

5 Pack Out

For More Information:

Speaker email: Art Eldred@vargomail.com

website: www.vargosolutions.com

Speaker email: jlammert@vargomail.com

Website: www.vargosolutions.com

Or visit ProMat Booth S3937